

ERGEBNISSE

der Stadt Germersheim

☞ **Landratswahl**

☞ **Bürgermeisterwahl**

14. Mai 2017

Wahlamt
der Stadtverwaltung Germersheim



Landratswahl Landkreis Germersheim 2017

Vorläufiges Ergebnis

Stimmenanteile in Prozent (%)



Wahlbeteiligung 42,71%

80%
70%
60%
50%
40%
30%
20%
10%



Dr. Brechtel
(CDU)



Zor
(SPD)



Landratswahl Landkreis Germersheim 2017


Vorläufiges Ergebnis

Stimmenanteile in Prozent (%)



Wahlamt der Stadt Germersheim

Dr. Brechtel (CDU)



68,33

Zor (SPD)



31,67

50%

| | |
|-------------------------------|--------|
| Wahlb. ohne Sperrv. | 12.146 |
| Wahlb. mit Sperrv. | 1.901 |
| Wahlb. insges. | 14.047 |
| Wähler/-innen | 5.999 |
| dav. mit Wahlschein | 1.703 |
| Ungültige Stimmen | 160 |
| Gültige Stimmen | 5.839 |
| Wahlbeteiligung | 42,71% |

| | <i>Stimmen</i> | <i>Anteil</i> |
|------------------------------|----------------|---------------|
| Dr. Brechtel (CDU) | 3.990 | 68,33% |
| Zor (SPD) | 1.849 | 31,67% |




Landratswahl Landkreis Germersheim 2009,

Landratswahl Landkreis Germersheim 2017

44,11%

42,71%

-1,40 %-Punkte



Landratswahl Landkreis Germersheim 2017

| | | Wahlb. ohne Sperrv. | Wahlb. mit Sperrv. | Wahlb. insges. | Ungült. Stimmzettel | Wähler/-innen | dav. mit Wahlschein | Gültige Stimmen | Dr. Brechtel, Fritz (CDU) | Zor, Nicole (SPD) |
|------|--|---------------------|--------------------|----------------|---------------------|---------------|---------------------|-----------------|---------------------------|-------------------|
| Nr | Bereich | A1 | A2 | A | | B | B1 | D | D1 | D2 |
| 101 | Stadthaus in % | 1.009 89,61% | 117 10,39% | 1.126 | 11 4,26% | 258 22,91% | 0 0,00% | 247 95,74% | 148 59,92% | 99 40,08% |
| 102 | Kreisberufsschulaula in % | 734 86,76% | 112 13,24% | 846 | 3 1,36% | 220 26,00% | 0 0,00% | 217 98,64% | 137 63,13% | 80 36,87% |
| 103 | Kreisberufsschulaula in % | 686 82,85% | 142 17,15% | 828 | 5 1,98% | 252 30,43% | 0 0,00% | 247 98,02% | 144 58,30% | 103 41,70% |
| 104 | Sporthalle bei der Stadthalle in % | 762 83,37% | 152 16,63% | 914 | 8 2,49% | 321 35,12% | 0 0,00% | 313 97,51% | 215 68,69% | 98 31,31% |
| 105 | Sporthalle bei der Stadthalle in % | 787 84,90% | 140 15,10% | 927 | 11 3,44% | 320 34,52% | 0 0,00% | 309 96,56% | 215 69,58% | 94 30,42% |
| 106 | Geschwister-Scholl-Schule in % | 834 91,45% | 78 8,55% | 912 | 13 4,58% | 284 31,14% | 0 0,00% | 271 95,42% | 185 68,27% | 86 31,73% |
| 107 | Geschwister-Scholl-Schule in % | 712 84,96% | 126 15,04% | 838 | 11 3,29% | 334 39,86% | 0 0,00% | 323 96,71% | 232 71,83% | 91 28,17% |
| 108 | Geschwister-Scholl-Schule in % | 836 86,81% | 127 13,19% | 963 | 12 3,86% | 311 32,29% | 0 0,00% | 299 96,14% | 206 68,90% | 93 31,10% |
| 109 | Geschwister-Scholl-Schule in % | 1.070 91,92% | 94 8,08% | 1.164 | 14 4,42% | 317 27,23% | 0 0,00% | 303 95,58% | 204 67,33% | 99 32,67% |
| 110 | Geschwister-Scholl-Schule in % | 984 90,94% | 98 9,06% | 1.082 | 13 4,51% | 288 26,62% | 0 0,00% | 275 95,49% | 180 65,45% | 95 34,55% |
| 111 | Geschwister-Scholl-Schule in % | 948 91,59% | 87 8,41% | 1.035 | 10 5,15% | 194 18,74% | 0 0,00% | 184 94,85% | 115 62,50% | 69 37,50% |
| 201 | Tulla-Halle in % | 735 83,43% | 146 16,57% | 881 | 3 1,12% | 267 30,31% | 0 0,00% | 264 98,88% | 182 68,94% | 82 31,06% |
| 202 | Tulla-Halle in % | 677 81,66% | 152 18,34% | 829 | 4 1,47% | 272 32,81% | 0 0,00% | 268 98,53% | 201 75,00% | 67 25,00% |
| 203 | Sporthalle bei der Tulla-Halle in % | 709 81,59% | 160 18,41% | 869 | 4 1,27% | 315 36,25% | 0 0,00% | 311 98,73% | 222 71,38% | 89 28,62% |
| 204 | Sporthalle bei der Tulla-Halle in % | 663 79,59% | 170 20,41% | 833 | 5 1,46% | 343 41,18% | 0 0,00% | 338 98,54% | 227 67,16% | 111 32,84% |
| B301 | Briefwahl 1 Germersheim in % | 0 0,00% | 0 0,00% | 0 | 13 2,18% | 595 0,00% | 595 100% | 582 97,82% | 411 70,62% | 171 29,38% |
| B302 | Briefwahl 2 Germersheim in % | 0 0,00% | 0 0,00% | 0 | 14 2,61% | 537 0,00% | 537 100% | 523 97,39% | 357 68,26% | 166 31,74% |
| B303 | Briefwahl Sondernheim in % | 0 0,00% | 0 0,00% | 0 | 6 1,05% | 571 0,00% | 571 100% | 565 98,95% | 409 72,39% | 156 27,61% |
| | Gesamt | 12.146 | 1.901 | 14.047 | 160 | 5.999 | 1.703 | 5.839 | 3.990 | 1.849 |
| | in % | 86,47% | 13,53% | | 2,67% | 42,71% | 28,39% | 97,33% | 68,33% | 31,67% |



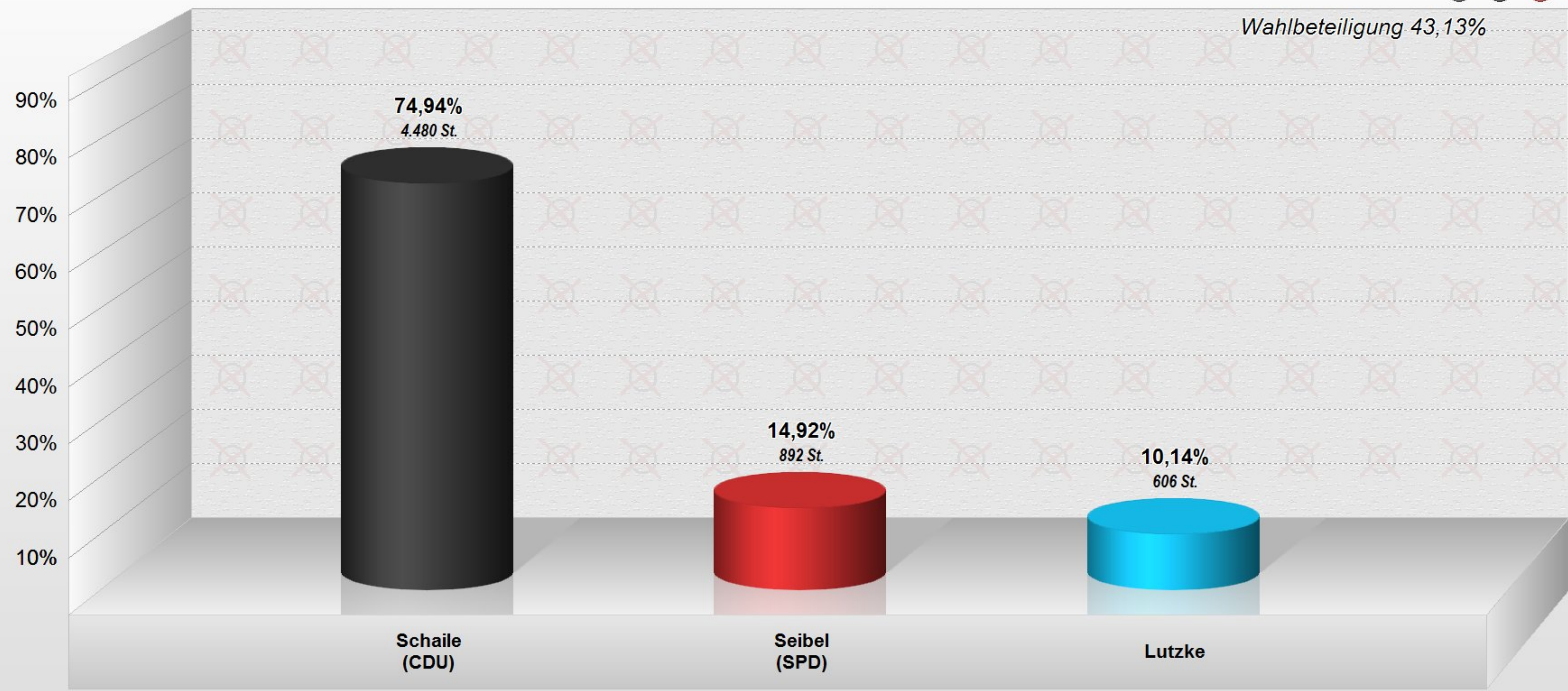
Bürgermeisterwahl der Stadt Germersheim 2017

Vorläufiges Endergebnis

Stimmenanteile in Prozent (%)



Wahlbeteiligung 43,13%





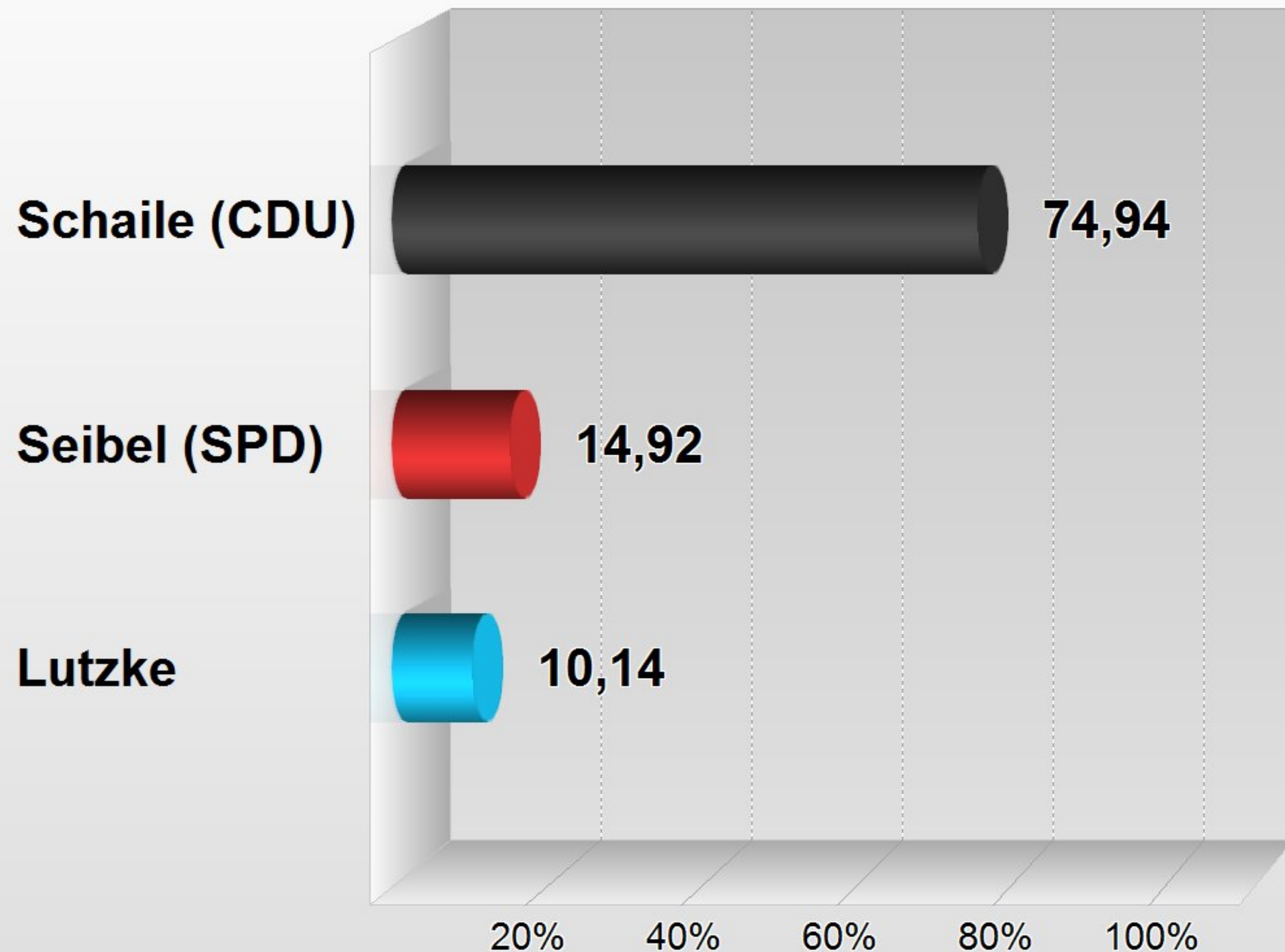
Bürgermeisterwahl der Stadt Germersheim 2017

Vorläufiges Endergebnis

Stimmenanteile in Prozent (%)



Wahlamt der Stadt Germersheim



| | |
|---------------------|---------|
| Wahlb. insges. | 14.010 |
| Wahlb. ohne Sperrv. | 12.109 |
| Wahlb. mit Sperrv. | 1.901 |
| Wähler/-innen | 6.043 |
| dav. mit Wahlschein | 1.747 |
| Ungült. Stimmen | 65 |
| Gültige Stimmen | 5.978 |
| Wahlbeteiligung | 43,13 % |

| | Stimmen | Anteil |
|---------------|---------|---------|
| Schaile (CDU) | 4.480 | 74,94 % |
| Seibel (SPD) | 892 | 14,92 % |
| Lutzke | 606 | 10,14 % |



Bürgermeisterwahl der Stadt Germersheim 2017

Vorl. Endergebnis

| | | |
|------|-------------------------------|----------------|
| (A) | Wahlb. insges. | 14.010 |
| (A1) | Wahlb. ohne Sperrv. | 12.109 |
| (A2) | Wahlb. mit Sperrv. | 1.901 |
| (B) | Wähler/-innen | 6.043 |
| (B1) | dav. mit Wahlschein | 1.747 |
| (C) | Ungült. Stimmen | 65 |
| (D) | Gültige Stimmen | 5.978 |
| | Wahlbeteiligung | 43,13 % |

| | | <i>Stimmen</i> | <i>Anteil</i> |
|------|-------------------------|----------------|----------------|
| (D1) | Schaile (CDU) | 4.480 | 74,94 % |
| (D2) | Seibel (SPD) | 892 | 14,92 % |
| (D3) | Lutzke | 606 | 10,14 % |



Wahlbeteiligung

Vorläufiges Endergebnis



Wahlamt der Stadt Germersheim


Bürgermeisterwahl Stadt Germersheim 2009

Bürgermeisterwahl der Stadt Germersheim 2017

44,37%

43,13%

-1,24 %-Punkte



Bürgermeisterwahl der Stadt Germersheim 2017

| | | Wahlb. ohne Sperrv. | Wahlb. mit Sperrv. | Wahlb. insges. | Ungült. Stimm- zettel | Wähler/ -innen | dav. mit Wahl- schein | Gültige Stimmen | Schaile, Marcus (CDU) | Seibel, Gerald (SPD) | Lutzke, Armin (Lutzke) |
|------|---------------------------------------|---------------------------|--------------------------|-------------------|-----------------------------|-------------------|-----------------------------|--------------------|-----------------------------|----------------------------|------------------------------|
| Nr | Bereich | A1 | A2 | A | | B | B1 | D | D1 | D2 | D3 |
| 101 | Stadthaus in % | 1.007 89,59% | 117 10,41% | 1.124 | 3 1,16% | 258 22,95% | 0 0,00% | 255 98,84% | 167 65,49% | 41 16,08% | 47 18,43% |
| 102 | Kreisberufsschulaula in % | 728 86,67% | 112 13,33% | 840 | 2 0,91% | 220 26,19% | 0 0,00% | 218 99,09% | 157 72,02% | 37 16,97% | 24 11,01% |
| 103 | Kreisberufsschulaula in % | 684 82,81% | 142 17,19% | 826 | 2 0,79% | 252 30,51% | 0 0,00% | 250 99,21% | 194 77,60% | 27 10,80% | 29 11,60% |
| 104 | Sporthalle bei der Stadthalle in % | 762 83,37% | 152 16,63% | 914 | 3 0,93% | 322 35,23% | 0 0,00% | 319 99,07% | 243 76,18% | 45 14,11% | 31 9,72% |
| 105 | Sporthalle bei der Stadthalle in % | 785 84,86% | 140 15,14% | 925 | 4 1,25% | 320 34,59% | 0 0,00% | 316 98,75% | 236 74,68% | 43 13,61% | 37 11,71% |
| 106 | Geschwister-Scholl-Schule in % | 832 91,43% | 78 8,57% | 910 | 1 0,35% | 284 31,21% | 0 0,00% | 283 99,65% | 211 74,56% | 39 13,78% | 33 11,66% |
| 107 | Geschwister-Scholl-Schule in % | 711 84,95% | 126 15,05% | 837 | 5 1,50% | 334 39,90% | 0 0,00% | 329 98,50% | 255 77,51% | 34 10,33% | 40 12,16% |
| 108 | Geschwister-Scholl-Schule in % | 832 86,76% | 127 13,24% | 959 | 2 0,64% | 311 32,43% | 0 0,00% | 309 99,36% | 237 76,70% | 36 11,65% | 36 11,65% |
| 109 | Geschwister-Scholl-Schule in % | 1.068 91,91% | 94 8,09% | 1.162 | 2 0,63% | 317 27,28% | 0 0,00% | 315 99,37% | 227 72,06% | 44 13,97% | 44 13,97% |
| 110 | Geschwister-Scholl-Schule in % | 981 90,92% | 98 9,08% | 1.079 | 5 1,73% | 289 26,78% | 0 0,00% | 284 98,27% | 199 70,07% | 52 18,31% | 33 11,62% |
| 111 | Geschwister-Scholl-Schule in % | 947 91,59% | 87 8,41% | 1.034 | 3 1,55% | 194 18,76% | 0 0,00% | 191 98,45% | 128 67,02% | 28 14,66% | 35 18,32% |
| 201 | Tulla-Halle in % | 730 83,33% | 146 16,67% | 876 | 3 1,13% | 265 30,25% | 0 0,00% | 262 98,87% | 186 70,99% | 43 16,41% | 33 12,60% |
| 202 | Tulla-Halle in % | 673 81,58% | 152 18,42% | 825 | 3 1,10% | 272 32,97% | 0 0,00% | 269 98,90% | 229 85,13% | 29 10,78% | 11 4,09% |
| 203 | Tulla-Halle in % | 708 81,57% | 160 18,43% | 868 | 2 0,63% | 315 36,29% | 0 0,00% | 313 99,37% | 244 77,96% | 46 14,70% | 23 7,35% |
| 204 | Tulla-Halle in % | 661 79,54% | 170 20,46% | 831 | 2 0,58% | 343 41,28% | 0 0,00% | 341 99,42% | 246 72,14% | 71 20,82% | 24 7,04% |
| B301 | Briefwahl 1 Germersheim in % | 0 0,00% | 0 0,00% | 0 | 8 1,30% | 617 0,00% | 617 100% | 609 98,70% | 478 78,49% | 97 15,93% | 34 5,58% |
| B302 | Briefwahl 2 Germersheim in % | 0 0,00% | 0 0,00% | 0 | 8 1,45% | 552 0,00% | 552 100% | 544 98,55% | 394 72,43% | 86 15,81% | 64 11,76% |
| B303 | Briefwahl Sondernheim in % | 0 0,00% | 0 0,00% | 0 | 7 1,21% | 578 0,00% | 578 100% | 571 98,79% | 449 78,63% | 94 16,46% | 28 4,90% |
| | Gesamt | 12.109 | 1.901 | 14.010 | 65 | 6.043 | 1.747 | 5.978 | 4.480 | 892 | 606 |
| | in % | 86,43% | 13,57% | | 1,08% | 43,13% | 28,91% | 98,92% | 74,94% | 14,92% | 10,14% |